

## Welcome!

Welcome to the premiere issue of the *SDMS Sonography Mentor*, our newsletter designed to keep educators up-to-date with the latest news and trends in sonography education and continuing medical education (CME). This issue of the *SDMS Sonography Mentor* highlights the launch of the new *SDMS CME Policies and Procedures* and provides important insights for educators about resources available to educators from the SDMS.

## SDMS Launches New CME System

SDMS has gone “high tech” with the launch of the new *SDMS CME Management System* and its expanded *SDMS CME Tracker* system. Our new systems will revolutionize the way SDMS-approved CME providers apply for and document SDMS CME activities. Please take a few minutes to review the new *2008 SDMS CME Policies and Procedures* at <http://www.sdms.org/pdf/sdmscme.pdf>. Here are just a few of the new enhancements:



- Our new online application and approval process will let you quickly enter all the required information. Alternatively, if you need to submit some of the materials by mail, the online system will give you submission instructions and a checklist so you do not forget anything.
- You can now enter or upload required documentation including timed agendas, promotional materials, etc.
- SDMS members can now apply for CME activity approval for up to 3 years (plus a discount on application fees) instead of annual applications.
- You now have the ability to designate multiple activity directors under the same CME provider. Each activity director can manage their own CME activities and general users can be assigned to perform data-entry.
- Corporate/Business/Institution (CBI) membership will now qualify every CME activity your company provides for member discount pricing, not just those CME activities handled by an individual SDMS member.

## In this issue

### CME

SDMS Launches New CME System .....	1
SDMS CME Tracker Tracks More.....	2
SDMS CME Tracker Logo Promotes Your CME Activity.....	3
Preventing Fraud - Digital Signatures ....	3
Study Groups and Local Ultrasound Societies.....	3
Clinical Instructorships .....	4
Self-Instructional Activities .....	5
System Optimization Seminars .....	6
Moving from Old to New.....	7
Is it a Match?.....	8
SDMS Membership Applications Turn into Gold .....	9
Compliance/Enforcement .....	10
New Categories added to SDMS CME Certificates .....	10

### Education

SDMS Annual Conference:	
Educators Tutorial.....	11
Student Conclave.....	11
Sonography Educator Salary & Benefit Survey Report .....	12
SDMS Educational Foundation Scholarships and Grants .....	12
Member-Get-A-Member Campaign .....	14
SDMS Sonography Puzzles.....	14
Questions of Sonography Education or CME.....	15
SDMS Educational Products .....	15

### About the SDMS Sonography Mentor

The *SDMS Sonography Mentor* is published quarterly by the Society of Diagnostic Medical Sonography. The electronic newsletter is designed for anyone involved in initial education or continuing medical education (CME) in the sonography profession including, but not limited to, educational program directors, course instructors, clinical instructors, and CME activity presenters.

continued ►


- No more mailing/faxing participant rosters – the new online system allows you to easily enter or upload participant rosters and print or email certificates. In addition, CME credits earned by SDMS members are automatically reported to the ARDMS!
- Soon, all SDMS-approved CME credits will be stored in the *SDMS CME Tracker* system!
- New digital signatures on CME certificates mean you will never have to sign a certificate again!
- Clinical Instructorship credit is now FREE at CAAHEP-accredited educational programs (current SDMS membership required). And, the number of clinical instructorship credits per calendar year has increased to 6 credits per year instead of 4!
- Online credit card payment of the application fee is now accepted (American Express, Discover, MasterCard, and Visa).

Read the entire newsletter and the new *SDMS CME Policies and Procedures* for additional details.

## SDMS CME Tracker Tracks More

Recent changes to the *SDMS CME Tracker* system mean that very soon the innovative system **will track every SDMS CME credit issued by approved SDMS CME providers anywhere in the world**. CME providers and sonographers benefit by having a central system that records SDMS CME credits as they are issued. The new *SDMS CME Policies and Procedures* require SDMS-approved CME providers to submit participant rosters in an electronic format for all CME activities approved after July 1, 2008. After July 1, 2009, all CME credits issued for SDMS-approved CME activities will be tracked by the *SDMS CME Tracker* system.

While all the SDMS CME credits are recorded, only SDMS CME credits for current SDMS members are automatically reported to the ARDMS each day or listed in the comprehensive online transcript available in the Members Only area of the SDMS website. Non-members may pick-up their certificates online but must manage and mail them all to the ARDMS if audited.



[Click here to view the new SDMS CME Policies and Procedures](#)



*"I really like the new system and I think it will make all of our lives so much easier. Thank you!"*

Amy N. Ratner BA, BS, RDMS  
National Education Manager  
Siemens Medical Solutions  
Ultrasound USA Division

### Tip: Tutorials Introduce SDMS CME Management System

SDMS has prepared tutorials that show you how to use the new *SDMS CME Management System*. The tutorials cover all aspects of the new system including the *SDMS CME Certificate Wizard* that makes issuing and tracking CME certificates a snap!

While the *SDMS CME Management System* is easy to use, we strongly encourage you to view the tutorials before using the system to ensure you get the full benefit of the new system. View the tutorials at

<https://cme.sdms.org>

# SDMS CME Tracker Logo Promotes Your CME Activity

CME providers can use the new *SDMS CME Tracker* logo to promote their SDMS-approved CME activities to potential participants. The logo tells them that they do not have to worry about tracking down certificates or worrying about registry audits. Include the *SDMS CME Tracker* logo in your web or email-based marketing or on your printed brochures. Low- and high-resolution logos are available in the **Downloads** section of the *SDMS CME Management System*.

**Note:** Be sure to use the *SDMS CME Tracker* logos appropriately – they may only be used in conjunction with CME activities approved using the *SDMS CME Management System*. Improper use could jeopardize your status as a SDMS-approved CME provider.

This activity is tracked by



## Preventing Fraud – Digital Signatures

SDMS has been using digital signatures on its CME certificates for several years as a tool to fight fraud and forgery. All CME activities approved after July 1, 2008 must use CME certificates that include a digital signature. SDMS and the sonography registries will be able to verify that a CME certificate was issued to a specific sonographer and that the certificate has not been altered.

While CME providers can technically create their own digital signatures and place these on each certificate issued (following the required specifications in the *SDMS CME Policies and Procedures*), it is far easier to use the online tools in the *SDMS CME Management System*. By using these tools, you can ensure the digital signatures meet all requirements and that no CME certificates are ever issued without the required digital signature. Issuing invalid certificates could jeopardize your status as a SDMS-approved CME provider.



Create secure digital signatures for the CME certificates you issue with the online tools in the *SDMS CME Management System*.

## Study Groups and Local Ultrasound Societies

The new *SDMS CME Policies and Procedures* introduce a number of changes to the Study Group and 'local ultrasound society' categories. The local ultrasound society category has been merged with the Study Group category in an effort to reduce confusion. Study Groups are now offered two levels of activity (12 or 24 SDMS CME credits per year with a maximum of 2.0 SDMS CME credits per activity), and SDMS members can apply for an approval period of up to three years (with significant discounts applied).

Another major change is the requirement that the Study Group submit an application for each CME activity **at least 15 days prior** to holding the CME activity. Study Groups **cannot** apply for approval **after** the CME



continued ►

activity has been completed. The new process allows the SDMS to ensure that all CME activities are sonography-related and meet the *SDMS CME Policies and Procedures* before they occur, eliminating situations where CME certificates need to be revoked because the CME activity did not comply with SDMS policies.

*Note: SDMS does not have state or local chapters nor is it affiliated with any local ultrasound society.*

## Clinical Instructorship

Important changes have been implemented for issuing SDMS CME credit for clinical instructorship. Clinical instructors affiliated with a CAAHEP-accredited sonography education program can now receive up to six (instead of only four) CME credits per calendar year for providing student instruction. One SDMS CME credit may be awarded for two hours of clinical instruction. Student instruction includes\*:

1. Observing the student perform the sonography examination or part of the examination and offering technical tips and protocol suggestions.
2. Reviewing the images with the student after the sonography examination and discussing pathology, pathophysiology, anatomy, differential diagnosis, expected clinical manifestations, technique or laboratory values of certain conditions.

\* Time spent "in the room" with the student and not providing instruction is not considered educational and is not eligible for CME credit.

Program Directors can apply for approval using the *SDMS CME Management System* and then use the online system to issue Clinical Instructorship CME credits. The \$200 annual application fee is waived for current SDMS members (who can also now request approval for up to three years). SDMS will verify CAAHEP accreditation before approval (and the program must remain accredited throughout the approval period). Program Directors are responsible for tracking clinical instructorship hours on a calendar year basis.

It is important to note that the American Registry of Radiologic Technologists (ARRT) does not accept SDMS CME credits for Clinical Instructorship. Program Directors must disclose this limitation to their clinical instructors. For more information, please see page 20 in the *SDMS CME Policies and Procedures*.



*"I am excited that I was able to apply [to award clinical instructorship CME credits] for the next three years at no cost...I am hoping that will encourage more of our clinical instructors to join SDMS. Also I know they will be happy to learn that they can earn up to 6 credits each year now.*

*I will be utilizing the new management system to apply for our DMS Seminar for November 1, 2008. I am excited by the ease of the new system...Kudos to you and your staff."*

Julia R. Imboden, MS, RDMS, RVT, RDCS  
Asst. Professor, Program Director  
Diagnostic Medical Sonography  
Harrisburg Area Community College  
Harrisburg, Pennsylvania

# Self-Instructional Activities

As with most other SDMS CME activities, self-instructional activities may now be approved for up to 3 years – reducing the burden of re-applying each year. However, self-instructional activities must still be annually reviewed, and updated if necessary, by the CME provider.

The new *SDMS CME Policies and Procedures* offer several methods to aid the CME provider in determining the number of SDMS CME credits to request in their application. The methods for self-instructional activities include:

- **Field Testing** - Representatives of the target audience complete the CME Activity and submit their actual time for completing the activity. The CME Activity Director averages the times to determine the number of credit hours to request for the activity.
- **Word Count/ Readability/ Reading Level** - CME Activity Director may estimate the time required to read the CME materials. First, determine the word count (number of words in CME activity) then divide word count by 200 words per minute (wpm). Note: the number of contact minutes may be affected by the number of charts, tables, drawings, images, etc.

**Example:** An online CME article is submitted for SDMS CME credit approval. The word count is 10,000 words.

1.  $10,000 \text{ divided by } 200 = 50 \text{ minutes}$
2.  $\text{Total minutes} = 50 \text{ minutes} = 1.0 \text{ CME credit}$

CME providers have several options available to enhance the educational value as well as ensure participants complete the CME activity.

Embedded questions and post-tests aid in meeting the requirement of 10 questions per CME credit. Embedded questions are used to ensure participants complete a CME activity from start to finish as well as offer an opportunity to enhance the learning experience. Embedded questions appear at specific points in a self-instructional activity and may be used to evaluate understanding of presented material, ensure participant has completed required sections, and redirect the participant to remedial information if necessary.

Participants must score a minimum of 70% on a post-test, however, the CME Activity Director may establish a higher passing score. All questions must be consistent with the learning objectives of the program. Time spent answering CME post-tests and embedded questions may be counted toward the CME activity's requested credit hours.



## Tip:

If your CME activity content is in a Microsoft Word 2003 format, you can easily determine the number of words/readability/reading level by selecting Tools, Word Count from the menu. In Microsoft Word 2007, the word count is displayed in the status bar at the bottom of the screen.


# System Optimization Seminars

Due to concerns about the educational content of some system optimization seminars offered by vendors, the 'System Optimization Seminar' category has been eliminated from the *SDMS CME Policies and Procedures*. In addition, all SDMS CME activities must comply with a new 'commercial bias' policy.

An activity that merely mentions a commercial product is not necessarily considered biased. However, sales presentations (including discussion of pricing, options, services, etc.) and product orientations will not be approved for CME credit. No more than ten percent (10%) of a CME activity may be equipment or commercial-entity specific. A commercial entity that provides funding for a CME activity should not be allowed to direct or influence the educational content. Speakers who are paid or compensated by a commercial entity should ensure that their presentations are not biased and wherever possible, offer alternatives. Conflict of interest or commercial sponsorships should be disclosed to participants.



## Tip: CME Rosters - Seeing Dots



How many times do last names change or CME activity participants give you the wrong registry number? How do you make sure that CME credits are awarded and reported for the right person? The *SDMS CME Management System* uses a proprietary match system that helps assign the CME credits to the right person. The new *SDMS CME Policies and Procedures* (see page 16) list the information you must collect from each participant in your CME activity. When you enter a participant in the CME activity's online roster, the match system checks to see if some or all of the provided identifiers (first/last name, date of birth, SDMS member #, ARDMS #, etc.) match. If the *SDMS CME Management System* determines that enough of the identifiers match, a green dot will be displayed in the "Match Level" column of your roster. The more information provided by the CME activity participant, the more likely a correct match can be found. If the information does not appear to match, you will be prompted to confirm the information. If you see a yellow dot in your CME roster's

'Match Level', you should research and confirm the information submitted to ensure the right person receives the CME credit.

Your best tool to ensure the 'right' match is to provide the participant's SDMS member number! Look for the SDMS CME Participant Roster in the *SDMS CME Management System's* **Download** section. You can use the form to gather needed participant information and aid in data-entry into the *SDMS CME Tracker* system.

# Moving from Old to New

CME activities approved under the previous *SDMS CME Guidelines* may continue without change. However, when these activities expire, the CME provider must re-apply using the new *SDMS CME Management System* if they wish to have the CME activity re-approved.

Several of the beta test users of the new *SDMS CME Management System* asked to move all of their CME activities to the new system when it launched. The features cited by the beta testers as the most valuable were the *SDMS CME Certificate Wizard*, the addition of CME rosters to *SDMS CME Tracker*, and the use of the *SDMS CME Tracker* logo to promote their CME activity.

CME providers can request that their existing CME activities be transitioned to the new system. CME provider must submit a "Transition Request," which includes a list of the CME activities the CME provider wishes to move to the new system. The request lists several requirements and restrictions including, but not limited to:

- The CME activity must comply with the new *SDMS CME Policies and Procedures* for the transitioned CME activities.
- The CME provider must submit a complete online application using the new *SDMS CME Management System* for each transitioned CME activity.
- The CME provider must stop using the old CME File Number (a new CME Activity Approval Number will be assigned - the CME activity's expiration date will remain the same).

Transition to the new system is a good option if your existing CME activities are not expiring soon or you want to move completely to the new *SDMS CME Management System*. Only CME activities that have been transitioned to the new system or submitted as new CME activities using the online system will appear in the *SDMS CME Management System*. Existing CME activities that are not transitioned must continue to comply with the old *SDMS CME Guidelines* until they expire. These CME activities cannot be managed using the new online system and CME rosters must still be submitted the 'old fashioned' way.

For more information, visit: <http://www.sdms.org/CME/> or register and/or login to the *SDMS CME Management System* at <https://cme.sdms.org/>



## Tip: Go Green – Buy a Scanner

You can help save trees by helping us reduce paper use. The *SDMS CME Management System* allows you to upload supporting documents as part of your *SDMS CME* application. But if you do not have everything in an electronic format, a scanner can help! Scan your documents and save them in Adobe PDF format, then upload the PDF file to your online application.



# Is it a Match?

With the expansion of the *SDMS CME Tracker* system to include participant rosters for **all** new SDMS-approved CME activities and the resumption of CME credit reporting to the ARDMS (for SDMS members only), it is even more critical that SDMS-approved CME providers report information that accurately identifies participants in CME activities.

SDMS uses three pieces of information to ensure a record match with ARDMS:

1. Last Name
2. Date of Birth
3. ARDMS number

The most common problem with reporting SDMS CME credits to the ARDMS is caused by a difference in the **last name** in the SDMS and ARDMS databases. Many sonographers simply fail to update their SDMS membership record or ARDMS record when their last name changes (due to marriage, divorce, etc.) or their last name is different in each database (Jones-Garcia vs Garcia). These differences could result in your SDMS CME credits being rejected by ARDMS!

**Please make sure both your SDMS and ARDMS records have the most current (and matching) information.**

SDMS members can update their SDMS membership information at <http://www.sdms.org/members/addresschangeform.asp>

Anyone with an ARDMS number should contact the ARDMS to update their information (Note: a name change will require submission of proof of legal name change such as marriage license, divorce decree, or other official court documents).



## ARDMS Name/Address Change Process

Registrants, candidates or applicants who change their name and/or address must notify ARDMS within 30 days of the change.

Name changes, which can be faxed or mailed, must be made in writing and include legal documentation of the change (e.g., copy of marriage license, driver's license, divorce decree or official name change document).

A change of address can be made:

- Online at [www.ARDMS.org](http://www.ARDMS.org) by logging into Registrant Resources
- Online at [www.ARDMS.org](http://www.ARDMS.org), click on 'Contact Us' and click on the subject "Address Change"
- By phone at (800) 541-9754
- By fax at (301) 738-0313

Please include your ARDMS number on all documentation sent to ARDMS.

## Tip: Online Evaluations Can Save Time

The *SDMS CME Policies and Procedures* require CME providers to conduct a faculty/activity evaluation. CME providers are free to create and use their own CME activity evaluation form or SDMS provides a printable sample evaluation form in the **Downloads** section of the *SDMS CME Management System*. Be sure to specify which you plan to use in your online application.

Online evaluations can save you time by making it easy to design a customized survey for your CME activity and compiling and reporting the responses for you. SDMS uses an online service, *Survey Monkey*, for many of its surveys and product/course evaluations. *Survey Monkey* offers a FREE option that allows you to create short (10 question) surveys with up to 100 responses per survey. You can provide a special web site address to participants in your CME activity or email them the hyperlink after the CME activity. If the free option does not meet all your needs, *Survey Monkey's* "Pro" paid option is also available for a monthly or annual fee. See [http://www.surveymonkey.com/home\\_pricing.aspx](http://www.surveymonkey.com/home_pricing.aspx) for a comparison of the options.

# SDMS Membership Applications Turn into Gold

As SDMS CME providers become more familiar with the new *SDMS CME Management System*, the value of getting each CME activity participant's SDMS member number will become very clear. When using the *SDMS CME Certificate Wizard*, you can enter a SDMS member number and all the other information on file (ARDMS #, etc.) is instantly displayed. This speeds data-entry and helps ensure that CME certificates are accurate. It also helps ensure that the CME credits reported to the ARDMS as part of the newly expanded *SDMS CME Tracker* program are as accurate as possible.

CME providers can help SDMS, and themselves, by promoting SDMS membership to participants in their CME activities. A customized SDMS membership application is available in the **Downloads** section of the *SDMS CME Management System*. The custom membership application is specially coded so that when it is submitted, we can track which CME provider provided the application to the new member.

Each year, the CME provider who has referred the most new SDMS members, will have the application fee waived for one CME activity (value: up to \$825+). In addition, each CME provider who refers new SDMS members will be entered into a random drawing (to be held in January each year) for a \$500 SDMS gift certificate (may be used toward SDMS membership, CME application fees, SDMS Annual Conference, and books and other publications from SDMS). Note: The CME Activity Director must be a current SDMS member to qualify for the prizes.



## Tip: Managing User Levels

The *SDMS CME Management System* allows SDMS CME Providers to authorize and manage various users at three levels. Each user level has different capabilities:

**Super-Admin** – person who creates the CME provider's account; responsible for the overall management of the CME provider's account; can create Admin and General users; may create and manage CME activities; can enter CME rosters, send certificates by email, export rosters, etc.

**Admin** – can create and manage CME activities; can enter CME rosters, send certificates by email, export rosters, etc.

**General User** – limited rights; can enter CME rosters, send certificates by email, export rosters, etc.; **cannot** create or manage CME activities.



# Compliance/Enforcement

With the adoption of the *SDMS CME Policies and Procedures*, the SDMS Board has established clearer compliance requirements and enforcement mechanisms. The SDMS may conduct audits on any SDMS-approved CME activity. The audits may be an *internal audit* in which the CME provider is required to submit documentation or an *onsite audit* in which SDMS staff and/or members will visit the CME provider to determine compliance.

The *SDMS CME Policies and Procedures* also address denial of an application, appeal of a denied application, and disciplinary actions (probation, suspension, and revocation) against CME providers for violations of the *SDMS CME Policies and Procedures*. Certain violations may also result in notification of applicable registries, revocation of SDMS membership, and/or revocation of SDMS CME credits issued by the CME provider.



## New CME Categories Added to Certificates

SDMS has updated the CME application and certificate content area categories to reflect changes in the profession including the addition of *Fetal Echocardiography (FE)* and *Sonography Physics and Instrumentation (SPI)*. The SPI category combines and replaces Ultrasound Physics & Instrumentation (UPI), Cardiovascular Principles & Instrumentation (CPI), and Vascular Physics & Instrumentation (VPI). Some certificates issued prior to July 1, 2009 may not reflect these changes. However, all certificates must comply with this change after that date.

If a CME provider wishes to use their own certificate to document successful completion of a SDMS-approved CME activity, they must update it to comply with all required changes (see page 16 of the *SDMS CME Policies and Procedures*). We highly recommend using the *SDMS CME Certificate Wizard* as it ensures all required information is included on the certificate and can automatically generate the required 'digital signature' for each certificate. Plus, the certificates can be emailed to participants following the CME activity from within the *SDMS CME Management System*.

### CME Categories

- AB** Abdominal Sonography
- AE** Adult Echocardiography (Adult Cardiac Sonography)
- BR** Breast Sonography
- FE** Fetal Echocardiography (Fetal Cardiac Sonography)
- NE** Neurosonology
- OB** Obstetric/Gynecology Sonography
- OP** Ophthalmologic Sonography
- PE** Pediatric Echocardiography (Pediatric Cardiac Sonography)
- VT** Vascular Technology (Vascular Sonography)
- SPI** Sonography Physics and Instrumentation
- OT** Other sonography-related topics including management, reimbursement, etc.

# 2008 SDMS Annual Conference

*The 2008 SDMS Annual Conference has much to offer sonography educators and students. Share the ride – take your students to the SDMS Annual Conference!*

**Educators Tutorial:** Each year, sonography educators from around the country attend the SDMS Educators Tutorial – in part for the educational program and in part for the opportunities to visit and network with colleagues.

- *To Dismiss or Not To Dismiss: Lessons Learned*  
Katie Kuntz, MEd, RDMS, RVT, RT(R), FSDMS
- *Electronic Clinical Records Systems*  
Anthony Baker, M.Ed, RDMS, RVT
- *Great Expectations: Setting Expectations for Students to Achieve*  
Frank Miele, MSEE
- *Professionalism Across the Curriculum*  
Rebecca Mathiasen, BS, RDMS, RT(R)
- *Developing Grading Rubrics*  
Sheryl Goss, MS, RT(R), RDMS, RDCS, RVT
- *Testwise: Strategies for Making and Taking Tests*  
Sandra Neustel, PhD
- *JRC-DMS: Surviving Outcomes/Your Annual Report on the First Attempt*  
Katie Kuntz, MEd, RDMS, RVT, RT, FSDMS; Felicia Toreno, PhD, RDMS, RDCS, RVT; Carol Mitchell, PhD, RDMS, RDCS, RVT, RT(R);  
Amanda Glassing

**Student Conclave:** This year's SDMS Student Conclave offers SDMS Student members the chance to explore the different professional opportunities available to them. The SDMS Student Conclave is FREE of charge to SDMS Student members who register before September 10th. Topics included in this year's SDMS Student Conclave include:

- *Math and Everyday Life: A Mathematical Perspective All Students Should Know*  
Frank Miele, MSEE
- *Legal and Ethical Considerations in Sonography*  
Paul Genender, JD
- *Preparing for the Money*  
Sheryl Goss, MS, RT(R), RDMS, RDCS, RVT
- *Ultra-Jeopardy*  
Catherine Rienzo, MS, RT(R), RDMS & Bill Shepherd, PhD, RDMS, RVT
- *Your Professional Development in Sonography*  
Shannon Boswell, BS, RDMS, RDCS, RVT, FSDMS
- *The Professional Sonographer... It's Not Just a Job, It's Your Career !*  
Donald Milburn, RDCS, RVT, FSDMS
- *Test Taking Strategies: Eliminating the Voices in Your Head*  
Frank Miele, MSEE



**For more information , visit:**  
<http://www.sdms.org/meetings/>


# Sonography Educator Salary and Benefits Survey Report

The SDMS recently released a *Sonography Educator Salary & Benefits Survey Report* for educators as a free benefit of SDMS membership. SDMS also completed its *Sonographer Salary and Benefits Survey Report*. Both surveys are available to current SDMS members at: <http://www.sdms.org/members/salary/>.



## SDMS Educational Foundation Scholarships and Grants

As an educator and as a respected career advisor to new sonography students, it is important that you understand the availability of grants and scholarships. The SDMS Educational Foundation offers several scholarships and grants that are available to sonography students and sonographers.



### General Scholarships

The SDMS Educational Foundation offers general scholarships of \$500.00 with three deadlines each year: March 31, July 31 and November 30. Students attending programs accredited by the Commission on Accreditation of Allied Health Education Programs (CAAHEP) or the Canadian Medical Association (CMA) are eligible for consideration. Each year the SDMS Educational Foundation offers scholarships to students who demonstrate both academic excellence and financial need.

The application is neither lengthy nor difficult. For more information, visit: <http://www.sdms.org/foundation/general.asp>

### SDMS Annual Conference Grants

The SDMS Annual Conference has grown into the largest sonography meeting in the world. Each year, sonographers and sonography students converge for a unique experience learning the latest techniques and issues in the field of sonography, viewing and discussing the latest technology, and networking with sonographers from around the world. Each year, the SDMS Educational Foundation helps sonographers and students by providing grants for the SDMS Annual Conference registration. The grants are awarded on a first come, first served basis.

For details on eligibility, visit: <http://www.sdms.org/foundation/sdmsacgrants.asp>.



**SDMS Annual  
Conference Grants:  
*Not just for students!***

*continued* ►

## Registry Grants

The SDMS Educational Foundation has established a Registry Grant Program for sonography students to provide support and reward them for attaining professional credentials through the American Registry for Diagnostic Medical Sonography (ARDMS).

Grants of \$400 are awarded to students who have successfully completed both a sonography physics and specialty examination. A limited number of grants are available during each calendar quarter and are awarded on a first-come, first-served basis.

Grant applicants must:

- Be a graduate of a Commission on Accreditation of Allied Health Education Programs (CAAHEP) or Canadian Medical Association (CMA) accredited sonography program,
- Receive an ARDMS credential within six (6) months of graduation,
- Be a Society of Diagnostic Medical Sonography (SDMS) member.

For additional information on the SDMS Educational Foundation's Registry Grants, visit <http://www.sdms.org/foundation/registrygrant.asp>.

## Commercial CME Grants


The SDMS Educational Foundation's Continuing Medical Education (CME) Grant Program offers SDMS member sonographers another way to earn credits on a low-cost or no-cost basis. Each year, seminar tuitions are donated to the Foundation by companies, associations and sonography schools. A limited number of grants will be awarded to current SDMS members who demonstrate that educational funding from their employer is not being adequately provided. These seminar seats are available on a first come, first served basis and are very popular. To qualify for a grant, the following apply:

- Applicant must have been a RDMS, RDCS or RVT for at least one year;
- Applicant's employer/administrator does not provide complete funding for continuing medical education;
- If selected for a SDMS Annual Conference grant, the applicant must register for the entire three-day Conference;
- If selected for a commercial seminar grant, the applicant must notify the seminar registrar of his/her plans to attend;
- Applicant must be a SDMS member in good standing.

As commercial seminar grants become available, recipients will be selected on a first-come, first-served basis. Persons wishing to apply for these grants should note that, if selected to receive a grant, they could be notified just one to three weeks prior to the seminar date. For more information about commercial seminars, visit:

<http://www.sdms.org/foundation/commseminar.asp>.

For additional information on the SDMS Educational Foundation and other grants, scholarships and awards, visit: <http://www.sdms.org/foundation/>.



### Commercial Grants Available From:

- Biosound Esaote
- Center for Medical Ultrasound (Wake Forest University School of Medicine)
- ESP, Inc
- Gulfcoast Ultrasound Institute, Inc.
- Pegasus Lectures, Inc.

# Member-Get-A-Member (MGAM) Campaign

Today's sonography students are the SDMS' future leaders! The SDMS' Member-Get-A-Member (MGAM) program partners with sonography educational program directors to encourage student membership in the SDMS. Student members receive SDMS membership for only \$40 per year (more than 80% discount). SDMS Student members receive the wide array of SDMS benefits including the *Journal of Diagnostic Medical Sonography* (JDMS) and significant discounts on SDMS Annual Conference registration fees. Students can even attend the SDMS Student Conclave held prior to the SDMS Annual Conference at no charge.

Program directors play an important role in preparing sonography students to 'make a difference' in their chosen career. Many program directors have incorporated professional responsibility lectures into their educational program and assign projects based on articles appearing in the JDMS. Others encourage students to write and submit articles to the JDMS or to submit posters projects for the poster competitions at the SDMS Annual Conference.

Program directors can earn a \$5 discount on their own SDMS membership dues for each new student member recruited. The MGAM program is open to all diagnostic medical sonography program directors who are current individual SDMS members.

The program director that recruits the most students within the year (April 1 to March 30) will receive a complimentary registration to the SDMS Annual Conference AND one complimentary conference registration for a student.

For more information about MGAM, visit:

<http://www.sdms.org/members/mgam.asp>

or contact Dawn Sanchez at 800-229-9506 or [dsanchez@sdms.org](mailto:dsanchez@sdms.org).

## SDMS Sonography Puzzles

SDMS Sonography Puzzles are a series of online crossword and word search puzzles that sonography educators can incorporate into their educational programs or can be used by students and sonographers just for fun. The puzzles are interactive and a fun way to learn sonography-related terminology.

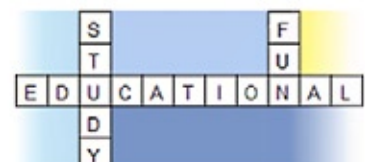
A new puzzle is added each month and announced in the *SDMS Sound News*. The puzzles may feature a broad or specific topic theme (e.g., anatomy or kidney anatomy). The interactive puzzles can be completed online (using Adobe's free Flash player) or you can print the puzzle for later use.

To solve, print or to learn how you can contribute a puzzle, visit:

<http://www.sdms.org/members/puzzles.asp>



CPSNMJKOA  
VLBGEIMQR  
CHALLENGE  
NLOSEASDF  
FREESONOJ



## Questions about Sonography Education or Continuing Medical Education?

If you have a question about sonography education or CME, you can post a question in one of the various forums on the SDMS website. Or you can contact the SDMS Education & Meetings Department:

SDMS Education & Meetings Department  
2745 Dallas Pkwy Ste 350  
Plano, TX 75093-2865  
214-473-8057 or 800-229-9506 x 112  
cmedept@sdms.org

# SDMS Educational Products & Resources

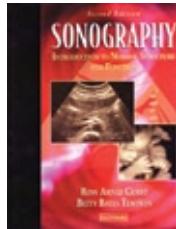
A small selection of what's available  
for educators from the SDMS!

### Sonography: Introduction to Normal Structure and Function, 2nd Edition **PRINT**

Reva Curry, PhD, RT(R), RDMS, FSDMS  
Betty Tempkin, BA, RT(R), RDMS

This text offers the student a firm grounding in normal anatomy and physiology from an ultrasound perspective. After covering anatomy and physiology in the first half of each chapter, it then presents a wealth of ultrasound images to increase the reader's comfort with normal anatomy as it appears during scanning. Most images are accompanied by labeled drawings with detailed legends that explain what the reader is supposed to notice on the ultrasound scans. Instructor resources are available; please contact your Elsevier sales representative for details. (2004)

**Item #:** 7587    **CME credits:** Not available  
**Price:** \$92.70 SDMS Member    \$103 Non-member

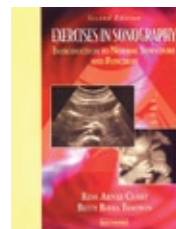


### Exercises in Sonography: Introduction to Normal Structure and Function, 2nd Edition **PRINT**

Reva Curry, PhD, RT(R), RDMS, FSDMS  
Betty Tempkin, BA, RT(R), RDMS

The Curry/Tempkin text and workbook used together offers the student a firm grounding in normal anatomy and physiology from an ultrasound perspective. This workbook supports and completes the text by providing an excellent introduction to sonography and by preparing students for the pathology they will encounter in other textbooks later in their programs. (2004)

**Item #:** 7588    **CME credits:** Not available  
**Price:** \$51.25 SDMS Member    \$56.95 Non-member




### Fetal Heart Ultrasound: How, Why and When **PRINT DVD**

Catherine Fredouille, MD  
Jean-Eric Develay-Morice, MD

The fetal heart is considered to be the most important and difficult part of fetal examination. The purpose of this book and accompanying DVD is to enable the reader firstly to find out whether the heart is normal or not, and secondly to diagnose the type of cardiac abnormality if present. To provide the skills and methodology to do this, the book covers basic anatomy and embryology, and explains what to look for, why and how. It also describes associated pathology (e.g. chromosomal abnormalities, syndromes) which the sonographer needs to know after a cardiac abnormality has been found. (2007)

**Item #:** 7590    **CME credits:** Not available  
**Price:** \$71.95 SDMS Member    \$79.95 Non-member

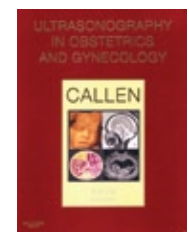


### Ultrasonography in Obstetrics and Gynecology **PRINT**

Peter Callen, MD

This new edition of the world's best-selling reference on obstetric and gynecologic ultrasound guides you through all of the newest ultrasound technologies, enabling you to diagnose problems accurately. The entire book has been radically updated by many new contributors to reflect all of the most recent advances, including greatly expanded information on 3-D ultrasound and the latest generation of ultrasound scanners, as well as significantly increased discussions of gynecologic ultrasound. What's more, over 2,400 digital-quality images - 1,050 in full color - capture the characteristic appearance of a full range of ultrasound findings, and a new full-color format makes reference easier than ever. The result is an essential purchase for everyone who uses ultrasound for fetal and gynecologic diagnosis and treatment. (2007)

**Item #:** 7593    **CME credits:** Not available  
**Price:** \$112.50 SDMS Member    \$125 Non-member



continued ►

## Ethical and Legal Issues for Imaging Professionals, 2<sup>nd</sup> Edition **PRINT**

Doreen M. Towsley-Cook, MAE, RT(R) and Terese A. Young, JD, RT(R), CNMT

This balanced examination of ethical and legal principles and issues provides vital information for radiography, ultrasound, nuclear medicine, and radiation professionals. By discussing the foundations of ethics for technologists, then entering into a discussion of applicable law, Ethical and Legal Issues for Imaging Professionals, 2nd Edition provides an approach that leads to a more successful style of personal risk management. With each chapter divided into two sections of ethical issues and legal issues, the content is easy to read and understand. Plus, learning activities and current event discussions help the readers learn and remember information so they can use it in real life. 320 pages, 30 illustrations.

**Item #:** 7569 **CME credits:** Not available

**Price:** \$37.75 SDMS Member \$41.95 Non-member




## Textbook of Diagnostic Ultrasonography, 6th Edition, 2-Volume Set **PRINT**

Sandra L. Hagen-Ansert, MS, RDMS, RDCS

Now with hundreds of new images, this core text focuses on the two main divisions within sonography: general/abdominal and obstetric/gynecologic. It also provides coverage of vascular ultrasound and an introduction to echocardiography. While the abdominal and vascular sections are organized by body systems, OB/GYN uses a chronologic approach to development during pregnancy and an anatomic approach to gynecologic pathology. Each chapter covers patient history; normal anatomy, including cross-sectional anatomy; ultrasound techniques; pathology; and related laboratory findings.

**Item #:** 7560 **CME credits:** Not available

**Price:** \$251 SDMS Member \$279 Non-member




## Essentials of Sonography and Patient Care, 2<sup>nd</sup> Ed. **PRINT**

Marveen Craig, RDMS

Providing a solid foundation in sonography, this book is designed to help students in the classroom and in practice. It defines terminology, provides a historical overview of ultrasound technology, and describes the sonographer's role on the medical team — adding study techniques and test-taking strategies. For the clinical environment, the book covers taking a patient's vital signs, safety considerations, body mechanics, patient transfer, infection control, and emergency procedures. This book also covers expectations in clinical settings, continuing education, specialties, administrative roles, and career options. 320 pages.

**Item #:** 7584 **CME credits:** Not available

**Price:** \$44.95 SDMS Member \$49.95 Non-member



## Vascular Anatomy and Physiology **PRINT CME**

Ann Belanger, RN, RVT

For anyone who needs a dedicated vascular A&P text—with a wonderfully clear exposition of hemodynamics—here is a wealth of information on standard anatomic terminology, micro and macro anatomy, vascular physiology, cardiopulmonary and systemic circulations, and arterial and venous hemodynamics. Simple, clear, and very reader-friendly. Includes self-assessment quizzes, end-of-chapter summaries, and CME component. Inexpensive insurance for the anatomy, physiology, and fluid dynamics portions of the RVT exams, and a wonderful text for vascular training. CME credit is categorized as Vascular to help meet the 12 hour requirement for the ARDMS Vascular Technology specialty exam. 38 illustrations. 208 pp.

**Item #:** 8594 **SDMS CME credits:** 7

**Price:** \$38.65 SDMS Member \$42.95 Non-member



## The SCAN<sup>®</sup> **PRINT**

This comprehensive evaluation tool is used in the classroom and in the workplace to aid in evaluating clinical competencies of sonographers, echocardiographers, and vascular technologists. Included are instructions for adopting and utilizing it, or for tailoring and integrating it into your current system; affective and psychomotor proficiencies expected of sonography graduates; ongoing record of progress in developing new scanning competencies; clinical log forms and total clinical experience records in each specialty area; continuing education record; and blank proficiency-forms that may be customized for individual programs or employers.

**Item #:** 9800

**Price:** \$15 (includes special binder and Professional Qualities section) (rev. 12/05)

**Specialties must be purchased separately**

**Price:** \$10 for each specialty area

**Item #:** 9811 Abdomen/Superficial Structures/Breast (rev. 8/06)

**Item #:** 9812 Adult Cardiac (rev. 8/06)

**Item #:** 9813 Obstetrics/Gynecology (rev. 12/05)

**Item #:** 9814 Vascular (rev. 8/06)

**Item #:** 9815 Neurosonology (rev. 4/04)

**Item #:** 9816 Pediatric Cardiac (rev. 7/03)

**Item #:** 9817 Advanced Fetal Cardiac (rev. 7/03)

**NOTE:** 10% shipping/handling charge for SCAN<sup>®</sup> orders over \$200.



# Ordering is easy!

See the full SDMS Product Catalog at

<http://www.sdms.org/pdf/catalog.pdf>

To order, call toll free 1-800-229-9506

Monday - Friday, 8 am - 5 pm (CDT)